



INSTITUTO POLITÉCNICO NACIONAL
CENTRO DE ESTUDIOS CIENTÍFICOS Y TECNOLÓGICOS No.13
"RICARDO FLORES MAGÓN"
SUBDIRECCIÓN ACADÉMICA



G U Í A

DE ESTUDIO EXAMEN ETS

UNIDAD DE APRENDIZAJE INGLÉS I

Semestre 2024 - 1

TURNO MATUTINO

Fecha de elaboración: Diciembre 2023
Presidente de Academia: Elisa Evelyn de
la Cruz García



FORMATO DE LA GUÍA DE ESTUDIO

Área: HUMANÍSTICA	Nombre de la Unidad de Aprendizaje: INGLÉS I	Nivel/semestre: I
-------------------	--	-------------------

Instrucciones generales de la guía:

Esta guía constituye un instrumento de apoyo para revisar los temas gramaticales vistos durante el semestre y no cuenta con ninguna ponderación que afecte la calificación final, tan solo constituye un requisito para los alumnos que presentaran examen extraordinario y examen a título de suficiencia.

Procedimiento para la revisión del examen extraordinario y ETS.

El alumno deberá asistir al área correspondiente para solicitar el formato de revisión de examen, en donde el jefe de área firmará e informará al profesor correspondiente para realizar dicha revisión.

El profesor tiene 72 horas a partir de la aplicación del examen para subir calificaciones de tal manera que el alumno puede solicitar la revisión a partir de que transcurra ese tiempo.

Presentación:

La resolución de esta guía ayudará al estudiante a consolidar los contenidos estudiados durante el semestre y lo dotará con las competencias indispensables que le permitirán acreditar la unidad de aprendizaje de Inglés I.

Propósito

Esta guía tiene como propósito repasar, fortalecer y consolidar los temas gramaticales y el vocabulario vistos durante el semestre.

Justificación

Este instrumento se elaboró para satisfacer la necesidad del estudiante de contar con un apoyo para poder acreditar la unidad de aprendizaje de inglés I.



Estructura y contenidos

- Verb to be in Simple Present
- There is / There are
- This / That / These / Those
- Question Words
- Countries and Nationalities
- Have got
- Subject Pronouns
- Possessive Adjectives
- Possessive 's
- Plurals
- Cardinal Numbers
- Ordinal Numbers
- Present Simple
- Verb + ing
- Prepositions: in / at / on
- Adverbs of Frequency
- Can / Can't
- How Often
- Adjectives
- Present Continuous
- Possessive Pronouns
- Jobs



Evaluación

No cuenta con ninguna ponderación que afecte la calificación final del examen.

Materiales para la elaboración de la guía

- Book: For Real Elementary

Actividades de estudio

- ☐ Asesorías.
- Resolución de la guía.

Información Adicional

- El alumno deberá solicitar al maestro asesor que le firme cada sesión en la que se le brindó asesoría.

Bibliografía Básica

Libro: For Real
Elementary


INTEGRANTES DE LA ACADEMIA

- Elisa Evelyn de la Cruz García
- Silvino Fuentes Galván
- Berenice Cerezo Vieytez
- Eduardo Iván Ruiz Frutos
- Axel Vijosa Coria

Introductions

Self-study

1. Task Sheet 1. Match the greetings with the answers.
2. Task Sheet 2. Fill the gaps in the sentences.
3. Task Sheet 3. Match the flags with the countries. Check your answers in the key. Then put the correct words from the box in the spaces in the sentences. Finally, rearrange the words to make sentences.
4. Task Sheet 4. Fill the gaps, using **is** or **are**.
5. Now go to the *Out There* task.



Match the answers in the box with the greetings.

- a) Yes, nice to meet you. b) Hello Dave c) My name's Peter.
d) morning! e) Hello Tomoko. Nice to meet you.
f) Hi Jake. Fine thanks, and you?

1. Hello, I'm Diana. What's your name?
My name's Peter.
2. Good morning!
3. Hello Tom.
4. Are you Andy Green?
5. Hi Maria. How are you?
6. John, this is Tomoko.

Fill in the gaps.

<p>a) Hi, I'm Jake. Hello, _____ Maria Hi Maria _____ to meet you.</p>	<p>b) Good morning, Dave. Morning, Pete _____ are you? _____ thanks, and _____?</p>
<p>c) Hi, Susana. _____ Nicolas. How _____ you? Fine, _____ you?</p>	<p>d) _____ you Marta? No, _____ not. _____ name's Laura.</p>
<p>e) Tanya, _____ is Marc. _____ Marc. Nice to _____ you.</p>	<p>f) Hello, Anna, _____ your teacher. What's your _____? Hello, I'm Katya .</p>

Remember:

short form my name's = my name is	short form I'm = I am	short form what's = what is
---	---------------------------------	---------------------------------------

Language note: It's more natural to use the 'short form' in spoken English and in informal writing

task 3

1. Match the flag and the country.



a. _____



b. _____



c. _____



d. _____



e. _____



f. _____



g. _____



h. _____

Russia	Mexico	China	Japan
Brazil	Italy	Spain	South Korea

Put the correct word in the spaces.

I'm	Where	am	from	I'm	not
-----	-------	----	------	-----	-----

- | | |
|--------------------------|-------------------------------|
| a) Are you from Brazil? | Yes, I _____. |
| b) Are you from China? | No, I'm _____ I'm from Japan. |
| c) Where are you from? | _____ from Mexico. |
| d) Are you from Spain? | Yes. _____ are you from? |
| e) Where are you from? | I'm _____ Taiwan. |
| f) Are you from England? | No. _____ not. |

Put the words in the right order.

- | | |
|----------------------------|-------|
| a) name your What's? | _____ |
| b) are from you Where? | _____ |
| c) from I'm Japan | _____ |
| d) from you Are Russia? | _____ |
| e) I'm No not | _____ |
| f) nice Hello, you meet to | _____ |

Language note

If you know what country someone is from and want to know which city, ask "Whereabouts?"

Look:

"Where are you from?"	"I'm from Scotland"
"Oh, whereabouts?"	"From Edinburgh"

Put "is" or "are" in the gaps

My name is Rita.	How are you?
What a) _____ your name?	Where b) _____ you from? Oh.
This is Alex.	Whereabouts?
c) _____ your name Julia?	d) _____ you from China?
	Are you a student?

Numbers and letters

Match these telephone numbers to how you say them:

- | | |
|------------|-------------------------------------|
| 1. 294587 | 1. two nine four, three eight seven |
| 2. 018369 | 2. eight eight oh, two one nine |
| 3. 293487 | 3. oh one eight, three six nine |
| 4. 880912 | 4. seven four oh, two three five |
| 5. 081369 | 5. two nine four, five eight seven |
| 6. 740235 | 6. eight eight oh, one nine two |
| 7. 880192 | 7. two nine three, four eight seven |
| 8. 880219 | 8. oh eight one three six nine |
| 9. 740253 | 9. eight eight oh nine one two |
| 10. 294387 | 10. seven four oh two five three |

Here are some useful phrases. Match the phrases with their meaning: What do you say when:

- | | |
|--|---------------------------------------|
| 1 someone is speaking too fast | a) Pardon? |
| 2 you don't hear | b) Can you speak more slowly, please? |
| 3 you want to write down a name | c) Can you say that again, please? |
| 4 you want someone to repeat something | d) Can you spell that again, please? |

Look at these questions and match them to the correct answers:

- | | |
|-------------------------------|-----------------------------|
| 1. What's your first name? | a. Scotland |
| 2. What's your surname? | b. 0894736849343 |
| 3. What's your address? | c. 554723 |
| 4. What's your phone number? | d. WN34 5TR |
| 5. What's your mobile number? | e. McDonald |
| 6. Where are you from? | f. 23 Roberts Road, Windsor |
| 7. What's your postcode? | g. Marie |

Look at these numbers:

thirteen	eighty seven	fifteen	thirty
two hundred and forty six	fifty	seventy eight	twenty four

Now write them next to the correct address:

- | | | |
|----|---------------------|-------|
| 1. | 50 Castle Street | _____ |
| 2. | 30 Millbank Road | _____ |
| 3. | 13 West Street | _____ |
| 4. | 246 Grange Avenue | _____ |
| 5. | 15 Buckingham Drive | _____ |
| 6. | 24 Forest way | _____ |
| 7. | 78 Clifton Avenue | _____ |
| 8. | 87 Church Road | _____ |

Reorder the words to spell the useful phrases. Write them below.

- | | |
|--------------------------------------|-------|
| 1. say please? Can that you again? | _____ |
| 2. that please? you spell Can | _____ |
| 3. speak can more you Please slowly? | _____ |
| 4. don't sorry I understand I'm | _____ |

True or False

Select the right answer.

- 1.
- A- "Hello. Can I speak to Bernie, please?"
- B- "Sorry. He's not here at the moment"
- A- "OK. Can you tell him Mark called. He's got my number"
- B- "OK. Bye"

Mark speaks to Bernie True or False?

- 2.
- A- "Hello. Is that Mark?"
- B- "Yes, speaking"
- A- "Hi. It's Bernie here. I got your message"

Mark speaks to Bernie True or False?

3.

A-“Hello. Is Sue there please?”

B-“Who’s calling?”

A-“It’s Jenny”

B-“Sorry. She’s not in right now. Can I take a message?”

A-No, it’s OK. I’ll try again later”

Jenny speaks to Sue True or False?

4.

A-“Hi. Can I speak to Sue?”

B-“Is that Jenny? Sorry, she’s still out.”

A-“Right. Can you give her a message? Can you ask her to text me”

B-“Sure. Has she got your number?”

A-“Yes”


B-“OK.

A-Bye”





Sue speaks to Jenny True or False?




























Match the word to the correct coin.

one pound	two pounds	fifty p	twenty p	ten p	five p	two p	one p
-----------	------------	---------	----------	-------	--------	-------	-------



How much is this? First say your answer, then write it.

1. £1 + £2 + 50 + 5	   	
2. £5+ 20+5		

	  	
3. £ 2 + £1 + 50 + 20+2+2+1	      	
4. £1+ 50+ 10 + 5	   	
5. £10 + £1+50+ 20+5	    	
6 £2 + £1+£1+ 50+ 20+ 30	       	

Look

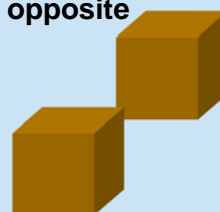
next to



behind



opposite



near



on the corner



Look at this map



True or False?

T

F

1. The church is near the information centre

☐
☐

2. The art gallery is next to the museum

☐
☐

3. The museum is opposite the church

☐
☐

4. The post office is on the corner

☐
☐

5. The public toilets are behind the art gallery

☐
☐

6. The police station is on the corne

☐
☐

Match the words to the pictures.

1.smile

2.roller skate

3. ride a bike

4. Drive

5.run a marathon

6. cook

7. Talk

8. read

9. Walk

10 play chess



a. _____



f. _____



b. _____



g. _____



c. _____



h. _____



d. _____



i. _____



e. _____



j. _____

Now Look and do the next exercise.



He can swim

He can't run

She can play the piano

She can't play chess

Match the pictures and sentences.

1. He can smile but he can't talk
2. He can walk but he can't roller skate
3. She can talk but she can't read
4. She can ride a bike but she can't drive a car
5. He can drive but he can't cook
6. He can cook but he can't run a marathon



a. _____



d. _____



b. _____



e. _____



c. _____



f. _____

Fill in the gaps.

Look at:

- | | | |
|------------|-----------------|-----------------|
| picture a) | Can she _____? | No, _____ can't |
| picture b) | Can he drive? | Yes, he _____ |
| picture c) | _____ he cook? | Yes, he can |
| picture d) | She _____ read | |
| picture e) | He _____ talk | No, he _____ |
| picture f) | _____ he _____? | |

What about you? What can you do? Put a ✓ or a X in the box.

Can you

- | | |
|------------------------------------|--------------------------|
| - play a musical instrument | <input type="checkbox"/> |
| - sing well | <input type="checkbox"/> |
| - type with all your fingers | <input type="checkbox"/> |
| - speak French | <input type="checkbox"/> |
| - play chess | <input type="checkbox"/> |
| - run 100 metres in 15 seconds | <input type="checkbox"/> |
| - read music | <input type="checkbox"/> |
| - learn 10 new English words a day | <input type="checkbox"/> |

Match the words and the pictures.

- | | | | |
|-----------------------|----------------------|-------------------|-----------------|
| 1. be born | 2. start school | 3. my best friend | 4. leave school |
| 5. go to university | 6. meet my boyfriend | 7. graduate | |
| 8. start my first job | 9. get married | 10. buy a house | |



a. _____



f. _____



b. _____



g. _____




c. _____



h. _____



d. _____



i. _____



e. _____



j. _____

Match the words to the pictures.

- | | | | |
|--------------------|--------------------|-------------|--------------|
| 1. train | 2. station | 3. platform | 4. conductor |
| 5. seat | 6. ticket office | | |
| 7. a single ticket | 8. a return ticket | | |



a. _____



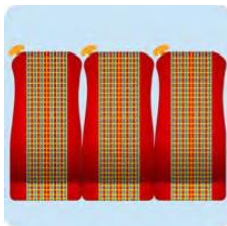
e. _____



b. _____



f. _____



c. _____



g. _____



d. _____



h. _____

Put the dialogues in order.


- a) There's one at 2.45
No, you change at
Brighton. Is it direct?
What time is the next train to London?

- b) Platform 6
OK.
Thanks.
What platform is it?



- c) A return please. That's £19.50.
London Waterloo,
please. Single or
return?
OK. Thanks.

Look.

past




to




half past

quarter past


quarter to




five past



ten past



twenty past



twenty five past

Language note.

fifteen past X quarter past✓

thirty past X half past✓

but six **minutes** past, twenty one **minutes** past, seventeen **minutes** past, etc

Write the numbers 1 to 6 next to the digital clocks.



a)



b)



c)



d)



e)



f)

a) _____

b) _____


c) _____

d) _____


e) _____

f) _____


Look.




twenty five to



twenty to



ten to



five to

Language
note

fifteen to

nine forty five or quarter to✓

How do you say these times? Write the words in the correct spaces.

twenty

nine

ten

nine

quarter

past

quarter

past

past

ten

to

half

1. 10.45 _____ to _____
2. 9.30 _____ past _____
3. 3.10 _____ three
4. 8.35 twenty five _____
5. 4.15 _____ four
6. 6.20 _____ six

Match the jobs to the pictures.

- | | | | |
|---------------|-----------------------|---------------------|--------------|
| 1. a teacher | 2. a businessman | 3. a police officer | 4. a fireman |
| 5. a builder | 6. a nurse | 7. a shop assistant | |
| 8. a waitress | 9. a flight attendant | 10. a lawyer | |



a. _____



f. _____



b. _____



g. _____



c. _____




h. _____



d. _____



i. _____



e. _____



j. _____

What do you do? Match the jobs and their description.

- | | |
|-------------------------|---|
| 1. I'm a businessman | a) I don't work – I relax! |
| 2. I'm a housewife | b) I teach mathematics in a secondary school |
| 3. I'm a bank clerk | c) I don't work – I want to find a job |
| 4. I'm unemployed | d) I cook, I clean, I wash – I do <i>everything</i> in the house! |
| 5. I'm a teacher | e) I drive taxis |
| 6. I'm 65 – I'm retired | f) I work in a hotel |
| 7. I'm a receptionist | g) I work in a big international company |
| 8. I'm a taxi driver | h) I work in a bank |

Put the correct word in the space.

do	do	teach	work	don't	do	drive	don't	do	do
----	----	-------	------	-------	----	-------	-------	----	----

- | | |
|--|--|
| a) I _____ in a bank | b) _____ you work in a company?
No, I _____ I'm a housewife |
| c) _____ you work in a hotel?
Yes, I _____ I'm a receptionist | d) I'm unemployed. I _____ work |
| e) I _____ taxis. | f) I _____ mathematics |
| g) you work?
No, I'm retired | h) What do you _____?
I'm a businessman |

Put the sentences in the correct order.

- do time what you up get?
- time you what do dinner have?
- drive you do work to?
- go you what to do time bed?
- watch you TV evenings do in the?
- finish what do you time work?
- what in evenings the you do do?

Match the words and pictures.

- | | | | |
|-------------|----------------|---------------------|----------------------|
| 1. birthday | 2. a timetable | 3. months | 4. a date |
| | 5. the seasons | 6. days of the week | |
| 7. years | 8. the weekend | 9. a working day | 10. a public holiday |



a. _____



f. _____




b. _____



g. _____



c. _____



h. _____



d. _____



i. _____



e. _____



j. _____

Here are the days of the week. Put them in order, starting with Monday.

Thursday	Sunday	Wednesday	Monday	Saturday	Tuesday	Friday
----------	--------	-----------	--------	----------	---------	--------

Monday

Here are the months of the year. Put them in order, starting with January

March	December	May	August	February	November
June	April	September	July	October	


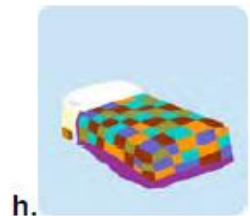
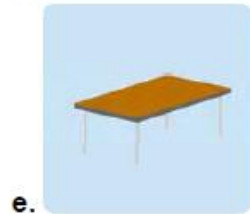
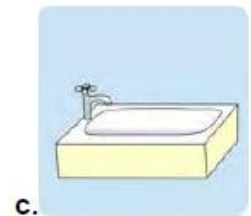
January			

What months are:

winter	<hr/>	<hr/>	<hr/>
spring	<hr/>	<hr/>	<hr/>
summer	<hr/>	<hr/>	<hr/>
autumn	<hr/>	<hr/>	<hr/>

Match the words and the pictures.

- | | | | | | |
|---------|----------------------|-----------|-------------|-------------------|------------|
| 1. bed | 2. armchair | 3. Fridg3 | 4. cooker | 5.washing machine | 6. sofa |
| | 7. table | 8. toilet | 9. wardrobe | 10. carpet | 11. shower |
| 12. sin | 13. chest of drawers | | 14 .bath | | |



Exercise 1

Put the furniture into the correct rooms.

bed	armchair	fridge
cooker	washing machine	
sofa	table	toilet
wardrobe	carpet	sink
chest of drawers	microwave	
bath	washing machine	dryer
	wash basin	TV



Listen and repeat.

bedroom	bathroom	sitting room	dining room	kitchen	utility

Match the words to the pictures.

1. playing football	2. swimming	3. mountain-biking	4. going to the cinema
	5. reading	6. shopping	7. horse riding
8. watching TV	9. playing tennis	10. doing nothing	



a. _____



f. _____



b. _____



g. _____



c. _____



h. _____



d. _____



i. _____



e. _____



j. _____

Put the words to the correct face.

a) I don't like ...

b) I like...


c) I love...

d) I hate...


e) I don't mind...




1.



2.



3.



4.



5.

Put the words in the correct order

1. spare what time you like do doing in your?

2. I going to like cinema the

3. What you weekends doing like do at?

4. like I nothing doing

5. food favourite your what's?

6. Italian love I food

7. sports do what like you?

8. football like I

Look.

What do you like	doing	in your spare time?
-------------------------	--------------	----------------------------

What's your	favourite	sport?
--------------------	------------------	---------------

What	sports	do you like?
-------------	---------------	---------------------

Complete with the correct word in the space.

1. What do you like _____ in your spare time?

2. I like _____ to the cinema

3. What _____ you like doing at weekends?

4. I like _____ nothing

5. What's your _____ food?

6. _____ love Italian food

7. What sports do you _____?


8. I _____ football

Exercise 1


Write the words in the correct spaces.




love




like



don't mind



don't like



hate

Exercise 1

Write the words in the correct spaces.

Do you like cats

a) No, I don't. I _____ them!

Do you like dogs?

b) Oh yes, I do! I _____ them.

Do you like cooking

c) No, I don't. I really _____ cooking.

Do you like shopping?

d) It OK. I _____ it.

Do you like rock music?

e) Yes, I do. I _____ it.

Do you like Chinese food?

f) It's all right. I _____ it.

Look.

Do you	like	rock music?
--------	------	-------------

Yes, I do
No, I don't

Do you	like	Chinese food?
--------	------	---------------

I like	it
I hate	it

Do you	like	animals?
--------	------	----------

I like	them
I hate	them

Present Continuous.

Study this example situation:

Sarah is in her car. She is on her way to work.
She's **driving** to work. (= She **is driving** ...)

This means: she is driving *now*, at the time of speaking.
The action is not finished.

am/is/are + -ing is the *present continuous*:

I	am	(= I'm)	driving working doing etc.
he/she/it	is	(= he's etc.)	
we/you/they	are	(= we're etc.)	



Add the -ing.

1. camp _____
2. swim _____
3. travel _____
4. walk _____
5. have _____
6. write _____
7. cook _____
8. shop _____

Complete the following sentences in the correct form.

1. Trina _____ (walk) past the supermarket.
2. Where are you? We _____ (wait) for you!
3. I'm on a bus and it _____ (not move).
4. When _____ you _____ (come) to see me?
5. I _____ (sit) on a bus.
6. Pete's mother _____ (not have) a burger.
7. John's friends _____ (play) football at the Sports Centre.

8. My best friend _____ (sit) next to me.
9. I _____ (not wear) something blue.
10. What _____ the boys _____ (do) now?
11. Angela _____ (eat) spaghetti.
12. What _____ your teacher _____ (say)?
13. Juanma _____ (play) with the dog.
14. Where _____ Eva and Mar _____ (sit)?

Simple Present: Affirmative Statements

Subject	Verb		Subject	Verb	
I You We You They Tom and Sue	work	every day.	He She It My brother	works	every day.

1. Use the simple present to talk about habits or routines, schedules, and facts.

Habit or Routine: I **exercise** every day.
Schedule: She **starts** work at eight.
Fact: It **rains** a lot in April.

2. Add -s to the verb for *he*, *she*, *it*, and singular subjects.

He **drives** to work.
She **works** in an office.
The bank **opens** at 9:00 a.m.

3. Do not put *be* in front of another verb in the simple present.

✓ He works at a bank.
✗ He is work at a bank.

Circle the correct form of the verb to complete each sentence.

1. Doctor Moffett **love** / **loves** his job.
2. He **study** / **studies** ants.
3. A salesperson **sell** / **sells** products for a company.
4. You and Anita **work** / **works** on weekends.
5. Nurses **help** / **helps** people.

6. We **write** / **writes** science books.
7. Our office **close** / **closes** at 7:00 p.m.
8. She **take** / **takes** classes at the business school.
9. You **walk** / **walks** to work every day.
10. I **start** / **starts** work at 8:00 a.m. every morning.

Simple Present Spelling Rules: -s and -es Endings

1. Add -s to most verbs.

close-closes

love-loves

stop-stops

dance-dances

open-opens

take-takes

exercise-exercises

play-plays

write-writes

feed-feeds

put-puts

work-works

2. Add -es to verbs ending in -sh, -ch, -s, -x, and -z.

wash-washes

dress-dresses

buzz-buzzes

teach-teaches

relax-relaxes

3. Change -y to -i and add -es to verbs ending in a consonant + y.

carry-carries

copy-copies

study-studies

Write each verb with the correct -s, -es, or -ies ending.

1. study studies

8. help _____

2. fish _____

9. miss _____

3. pass _____

10. fly _____

4. worry _____

11. fix _____

5. explore _____

12. watch _____

6. bite _____

13. like _____

7. buy _____

14. pay _____

Simple Present: Negative Statements

Subject	<i>Do Not/ Don't</i>	Base Form of Verb	Subject	<i>Does Not/ Doesn't</i>	Base Form of Verb
I You We You They	do not don't	work.	He She It	does not doesn't	work.

Be careful! In negative statements with *does not* or *doesn't*, do not add -s to the base form of the verb.

- ✓ She **doesn't exercise** every day.
- ✗ She doesn't exercises every day.

Circle *doesn't* or *don't* to complete each sentence.

1. An astronaut on the International Space Station **doesn't** / **don't** have a lot of free time.
2. Astronauts **doesn't** / **don't** work all day on Saturday.
3. An astronaut **doesn't** / **don't** have the same schedule every day.
4. We **doesn't** / **don't** work on weekends.
5. I **doesn't** / **don't** work in an office.
6. My office **doesn't** / **don't** have a window.
7. She **doesn't** / **don't** travel for her job.
8. You **doesn't** / **don't** have a busy schedule.

Compare:

present continuous (I am doing)

We use the continuous for things happening at or around the time of speaking.
The action is not complete.

I am doing

past now future

- ☐ The water **is boiling**. Be careful.
- ☐ Listen to those people. What language **are they speaking**?
- ☐ Let's go out. It **isn't raining** now.
- ☐ 'I'm busy.' 'What **are you doing**?'
- ☐ I'm **getting** hungry. Let's go and eat.
- ☐ Kate wants to work in Italy, so she's **learning** Italian.
- ☐ The population of the world **is increasing** very fast.

We use the continuous for *temporary* situations (things that continue for a short time):

- ☐ I'm **living** with some friends until I find a place of my own.
- ☐ A: You're **working** hard today.
B: Yes, I have a lot to do.

See Unit 1 for more information.

present simple (I do)

We use the simple for things in general or things that happen repeatedly.

I do

past now future

- ☐ Water **boils** at 100 degrees Celsius.
- ☐ Excuse me, **do** you **speak** English?
- ☐ It **doesn't rain** very much in summer.
- ☐ What **do** you usually **do** at weekends?
- ☐ I always **get** hungry in the afternoon.
- ☐ Most people **learn** to swim when they are children.
- ☐ Every day the population of the world **increases** by about 200,000 people.

We use the simple for *permanent* situations (things that continue for a long time):

- ☐ My parents **live** in London. They have lived there all their lives.
- ☐ Joe isn't lazy. He **works** hard most of the time.

See Unit 2 for more information.

Put the verb into the correct form, present continuous or present simple.

- 1 a I usually get (I / usually / get) hungry in the afternoon.
b I'm getting (I / get) hungry. Let's go and eat something.
- 2 a '..... (you / listen) to the radio?' 'No, you can turn it off.'
b '..... (you / listen) to the radio a lot?' 'No, not very often.'
- 3 a The River Nile (flow) into the Mediterranean.
b The river (flow) very fast today – much faster than usual.
- 4 a I'm not very active. (I / not / do) any sport.
b What (you / usually / do) at weekends?
- 5 a Rachel is in New York right now. (She / stay) at the Park Hotel.
b (She / always / stay) there when she's in New York.

Put the verb into the correct form, present continuous or present simple.

- 1 Why are all these people here? What's happening (What / happen)?
- 2 Julia is good at languages. (She / speak) four languages very well.
- 3 Are you ready yet? (Everybody / wait) for you.
- 4 I've never heard this word. How (you / pronounce) it?
- 5 Kate (not / work) this week. She's on holiday.
- 6 I think my English (improve) slowly. It's better than it was.
- 7 Nicola (live) in Manchester. She has never lived anywhere else.
- 8 Can we stop walking soon? (I / start) to get tired.
- 9 Sam and Tina are in Madrid right now. (They / visit) a friend of theirs.
- 10 'What (your father / do)?' 'He's an architect.'

Use the words in brackets to make sentences.

<p>1</p>  <p>(you / not / seem / very happy today) <u>You don't seem very happy today.</u></p>	<p>2</p>  <p>Are you OK? You look worried. (I / think)</p>
<p>3</p>  <p>(who / this umbrella / belong to?) I've no idea.</p>	<p>4</p>  <p>(this / smell / good) </p>
<p>5</p>  <p>Excuse me. (anybody / sit / there?) No, it's free.</p>	<p>6</p>  <p>(these gloves / not / fit / me) They're too small.</p>